

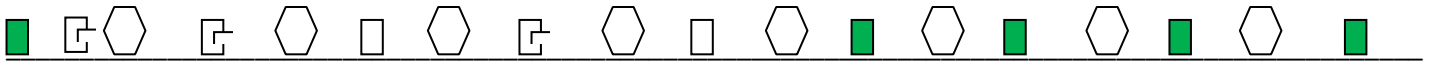
107th & Military east to 105th & Military.

45 6 x 6 posts,

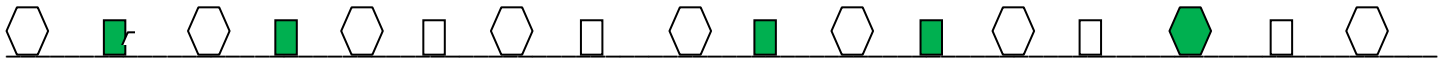
47 4 x 4 posts total.

42 original, 3 replaced - 28 original, 19 replaced.

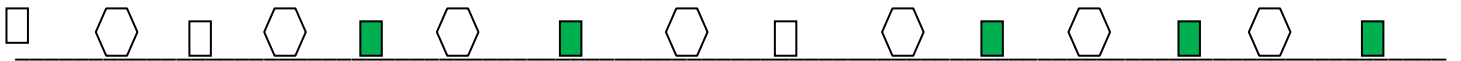
REPAIRS: 4 x 4 # 26 needs attached? 6 x 6 AN needs replaced. Be sure to use BRACKETS.



1 A 2 B 3 C 4 D 5 E 6 F 7 G 8 H 9



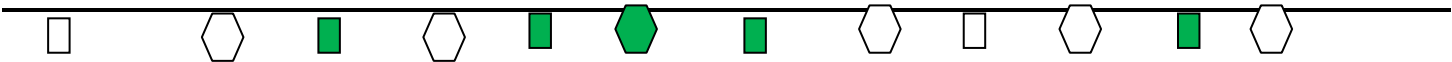
I 10 J 11 K 12 L 13 M 14 N 15 Q 16 P 17 Q



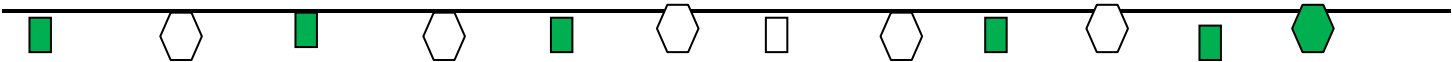
18 R 19 S 20 T 21 U 22 V 23 W 24 X 25



Y 26 Z 27 AA 28 AB 29 AC 30 AD 31 AE



32 AF 33 AG 34 AH 35 AI 36 AJ 37 AK



38 AL 39 AM 40 AN 41 AO 42 AP 43 AQ



44 AR 45 AS 46 47

□ = 4 x 4 posts. ⬡ = 6 x 6 posts. – represent brackets. **R** = replaced at some point. O = original. **B** = bad post.

1. For every 6 x 6 post that is replaced be sure to put a bracket on each cross board instead of toe nail.
2. Be sure post is plumb and true.
3. Be sure to clean up after, no concrete pieces around and the dirt is spread out.
4. Crew only talks to the chairman of the grounds committee.
5. 6 x 6 Posts where the marking is highlighted, underscored and italicized are marked with a tack.